

The Jewish Cemetery of Gyula

Introduction

The database is a collection of data found on gravestones and memorial plaques in the Gyula Jewish Cemetery. Data engraved on the stones have been complemented with information obtained from various documents and records in our Archive. For each data set, one or more photographs are attached taken for the corresponding gravestone. A map was also added to the database to help website visitors find the location of the corresponding gravestone.

Data research, photographs and database content management was completed by Edit Cseh-Kereskényi and Miklós Kereskényi, while the IT support and the interactive map application was managed by Sándor Mezei. The database is part of the project "Hungarian Holocaust Memorial Year 2014" supported by the Civilian Fund.

The Gyula Jewish Cemetery, like other cemeteries in the town, has been in use since 1857 when, in keeping with a leasehold agreement, the local churches received estates in various sizes to use as burial grounds from the local landowner, the Wenckheim family. Only half of the land allocated to the Jewish Community was used, while the other half remained empty, as a sad consequence of the Shoah.


Work to survey the cemetery and take photographs of the gravestones began ten years ago. An old, badly damaged cemetery map cleaned and restored by the Archive's restorers was used to identify individual burial sites.

Over 500 gravestones were carefully examined to obtain reliable data from the inscriptions. Additionally, names shown on the Holocaust Memorial Plaque and on the Memorial Column of the Great War victims have also been added to the database. However, data sets of gravestones with a Hebrew only inscription, simply included the location and condition. Also, some records remained incomplete due to fallen gravestones and inscriptions partly covered by earth.

We intended to complement the records with data from birth, death and marriage registration and family documents available for the public. The database is continuously updated with new data received from family members and researchers.

Please note that the custom to bury family members in the same or a nearby plot formed only lately; initially family members may have been laid quite far from each other.

How to use the database?

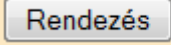
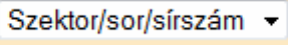
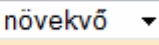
1. Click to access the database
2. Click  (Search) box on top left.
3. You can search for the following data type:

Name ... (and)
Sector/Row/Number... (and)
Inscription... (and)
Hebrew inscription... (and)
Date of death... (and)
Age... (and)
Date of birth... (and)
Father's name... (and)
Mother's name... (and)
Spouse's name... (and)
Condition of grave... (and)
Maker of the gravestone... (and)
Occupation... (and)
Death registration... (and)
Last address... (and)

Please note that in the Hungarian language, given names follow surnames. Dates are used in the yyyy.mm.dd format.

4. Click on 

5. You can arrange hits by using the roll-down menus

   on the right choosing from data types (Sector/Row/Number or Name or Date of death or Date of birth) and order (ascending or descending).

6. Data would be shown in the same order as in the Search box, i.e.:

Name
Sector/Row/Number
Inscription
Hebrew inscription
Date of death
Age
Date of birth
Father's name
Mother's name
Spouse's name
Condition of grave
Maker of the gravestone
Occupation
Death registration
Last address

Should you need assistance for using the database or translating Hungarian inscriptions, please write to smartlines@smartlines.hu for a no-charge service.